


ET-29

THERMOSTAT

The ET29 is a mechanical, manually controlled thermostat that uses both room and floor sensors for precise temperature control. It can configure different adaptors to replace the middle frame according to the needs of customers. In addition, we have two different types of knobs as standard for customers to change freely.




Temp tolerance

Reduce the number of frequent starts of relays.Reduce noise and extend life.



Setback

Actively reduce the heating temperature, save energy consumption





Room and floor sensor

The user can choose the sensor according to the need, and the floor protection function is provided under the dual temperature and dual control.



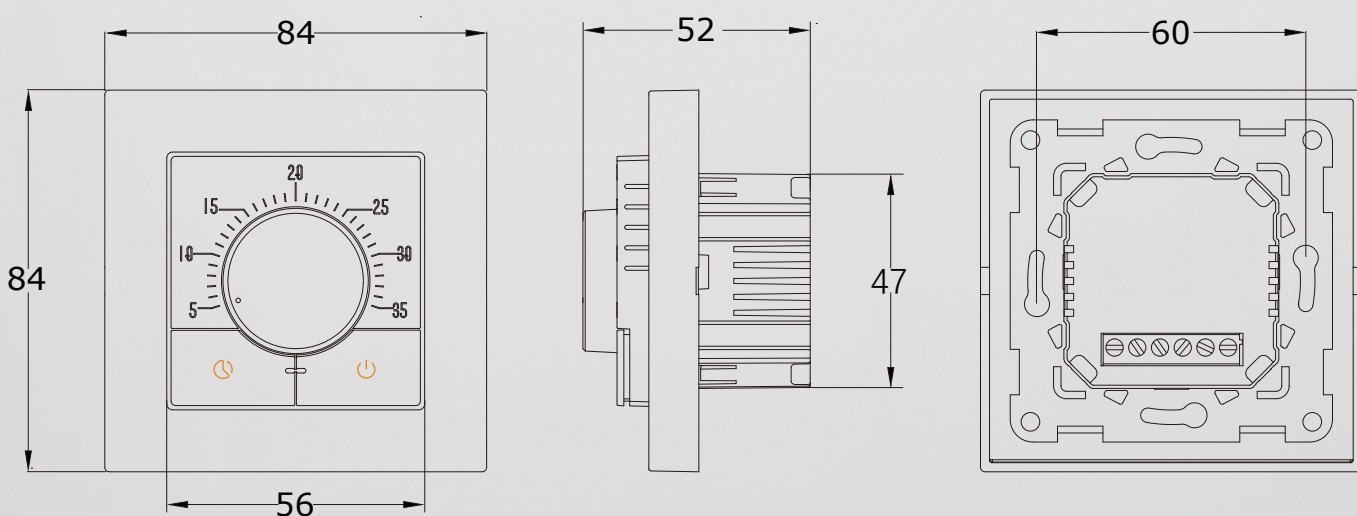
Set the upper and lower limits of the temperature

If you want to set the maximum and minimum temperature within an ideal range,you can adjust it manually.



It can be adapted to 7 types of middle frames such as Schneider/Legrand/Jung A CREATION/JungA500

PARAMETER



Voltage	120-240Vac 50/60 Hz	Sensor	Room+Floor
Max Load	16A	Certification	CE
Temp.setting range	+5 to +35°C	Sensor type	NTC 3950 10K 1%
Temp.tolerance range	1-3°C	Standby power	< 1W
Setback	4-8°C	Dimensions	84*84*52mm
Floor temp. limit protection	30°C		



MATTR BALCK

MATTR WHITE